


<b>REVISION JUSTIFICATION</b>	The present revision supersedes the previous one (released on October 28 <sup>th</sup> , 2020) and it is issued in order to update the Sponsor's Address, the information about manufacturing date, expiry date, manufacturer of the product and the product name (from <i>BIO-X KLEANZE</i> to <i>BIO-X KLEANZE EC</i> ), as per Sponsor's request.		
<b>SPONSOR</b>	OKADA ECOTECH PTE LTD		
	24 Pioneer Crescent #04-08		
	628557		
	SINGAPORE		
<b>TEST METHOD</b>	EN 14476:2013+A2:2019 / UNI EN 14476:2019 - Chemical disinfectants and antiseptics – Quantitative suspension test for the evaluation of virucidal activity in the medical area - Test method and requirements (Phase 2/Step 1).		
<b>TEST ITEM</b>			
PRODUCT NAME (*)	<i>BIO-X KLEANZE EC</i>		
MATRIX OF THE PRODUCT (*)	Other (Disinfectant)		
BATCH N. (*)	2020052701	CODE (*)	138-2020-06002466
MANUFACTURING DATE (*)	27-May-2020	EXPIRY DATE (*)	27-May-2023
MANUFACTURER	Okada Ecotech Pte Ltd		
ACTIVE INGREDIENT (*)	Botanical Extracts (as per SDS provided by the Sponsor)		
MATERIAL ITEM ALIQUOT	LV-MAT-IJE2-20-192-0F48:a		
PARCEL REGISTRATION N.	IP-LV-2020188-ABU	RECEIVING DATE	06-Sep-2020
STORAGE CONDITIONS (*)	Room Temperature		
(*) INFORMATION PROVIDED BY THE SPONSOR			
<b>ANALYSIS STARTING DATE</b>	30-Sep-2020	<b>ANALYSIS ENDING DATE</b>	05-Oct-2020
<b>EXPERIMENTAL CONDITIONS</b>			
TEST TEMPERATURE	20°C ± 1°C		
CONCENTRATIONS	1:80 - 1:100 – 1:140 The item dilutions have been prepared 1.25 times higher than the final tested concentrations, using hard water. The dilutions were opaque and homogeneous. Test item dilution was stable throughout test (no precipitation in the test mixture).		
PRODUCT APPEARANCE	Yellow Transparent Liquid		
CONTACT TIMES	2 minutes		
INACTIVATION OF THE PRODUCT	Filtration with S400 HR columns MicroSpin™ (and iced culture Medium).		

INTERFERING SUBSTANCE	Bovine serum albumin (BSA) with a final concentration of 0.3 g/L (0.03% - simulating clean conditions for the medical area).		
INCUBATION TEMPERATURE	37°C ± 1°C (with 5% CO <sub>2</sub> )		
TEST VIRUSES	<i>Bovine Coronavirus (Betacoronavirus 1), strain S379 Riems (RVB-0020)</i>		
CELL LINES	PT (CCLV RIE 11)		
VALIDITY AND EFFICACY CRITERIA	<p><b>Check of cytotoxicity of the test item</b> The test item shall not be cytotoxic at the concentrations tested, i.e. its contribution in terms of CPE shouldn't be visible in the test; in any case, the cytotoxicity shall be low enough to at least enable a titre reduction of 4 Log to verify the method.</p> <p><b>Assay of viral activity (virus titration)</b> The minimum titre of the virus suspensions is at least 10<sup>8</sup> TCID<sub>50</sub>/ml; in any case, it shall be sufficiently high to at least enable a titre reduction of 4 Log to verify the method.</p> <p><b>Check of cellular sensitivity to virus</b> The difference of the value of TCID<sub>50</sub> among the cellular cultures treated with the test item and the ones not treated with the test item (i.e. PBS only) must be &lt; 1 Log.</p> <p><b>Check of suppression of disinfectant activity</b> The difference of the value of TCID<sub>50</sub> among the cellular cultures treated with the inactivated test item and the ones treated only with the viral inoculum must be ≤ 0.5 Log.</p>		
	<p>The test item is considered virucidal when, within 60 minutes of contact, it causes a reduction of viral assay of at least 4 Log compared to control virus when the test organisms are <i>Adenovirus Type 5, Poliovirus Type 1 and Murine norovirus (MNV, strain S99)</i>.</p> <p>In case of specific use conditions for which other contact times, temperatures, test viruses and interfering substances are applied instead of or in addition to the standard ones, the test item shall demonstrate at least 4 Log reduction under the chosen test conditions.</p>		
RESULTS	<b>Log reductions at concentration and contact times</b>		
		<b>1:80</b>	<b>1:100</b>
		<b>2 minutes</b>	
	<i>Bovine Coronavirus, RVB0020</i>	4.00 ± 0.000	3.00 ± 0.000
	<b>See Addendum N.2</b>		
CONCLUSIONS	<p><b>CAUSES a reduction of at least 4 Log</b>, in the adopted test conditions, using bovine serum albumin at final concentration of 0.3 g/L (0.03% - simulating clean conditions for the medical area).</p>		
ADDENDUM	N. 2: RAW DATA ELABORATION (9 PAGES)		

*This test report may not be reproduced in part unless expressly approved in writing by Eurofins Biolab S.r.l. The test results relate only to the tested items. Sampling, except specific indication on test report, is always intended to be made by the Sponsor. Information provided by the Sponsor are under Sponsor responsibility.*

	Prova quantitativa in sospensione per la valutazione dell'attività virucida in area medica (Quantitative suspension test for the evaluation of virucidal activity in the medical area) Norma (Standard): EN14476:2013+A2:2019 / UNI EN 14476:2019	Pagina (Page) 1 / 9
		EDR: 1-P-QM-TEM-9081579

Data inizio (Started on): 30/09/20      Data fine sperimentazione (Experimentation finished on): 05/10/20  
 Rapporto No (Report No): STULV20AA3702-1      ID Campione (ID sample): LV-MAT-IJE2-20-192-0F48:a

**Citotossicità (Cytotoxicity)**  
**PT CCLV RIE 11**

Conizioni testate (Test condition)	Replica	K-	Diluizione sostanza in esame (Test item dilution)								K-	
			1	2	3	4	5	6	7	8		
BIO-X KLEANZE 1:80 PT CCLV RIE 11 BSA 0.03% final concentration	B	0	4	0	0	0	0	0	0	0	0	0
	C	0	4	0	0	0	0	0	0	0	0	0
	D	0	4	0	0	0	0	0	0	0	0	0
	E	0	4	0	0	0	0	0	0	0	0	0
	F	0	4	0	0	0	0	0	0	0	0	0
	G	0	4	0	0	0	0	0	0	0	0	0
	Endpoint	0.0	100.0	0.0	0.0	0.0	0.0	0.0	0.0	0.0	0.0	0.0

Cell destruction: **VALID**  
 Log TCID50: **1.50**

Conizioni testate (Test condition)	Replica	K-	Diluizione sostanza in esame (Test item dilution)								K-	
			1	2	3	4	5	6	7	8		
BIO-X KLEANZE 1:100 PT CCLV RIE 11 BSA 0.03% final concentration	B	0	4	0	0	0	0	0	0	0	0	0
	C	0	4	0	0	0	0	0	0	0	0	0
	D	0	4	0	0	0	0	0	0	0	0	0
	E	0	4	0	0	0	0	0	0	0	0	0
	F	0	4	0	0	0	0	0	0	0	0	0
	G	0	4	0	0	0	0	0	0	0	0	0
	Endpoint	0.0	100.0	0.0	0.0	0.0	0.0	0.0	0.0	0.0	0.0	0.0

Cell destruction: **VALID**  
 Log TCID50: **1.50**

Conizioni testate (Test condition)	Replica	K-	Diluizione sostanza in esame (Test item dilution)								K-	
			1	2	3	4	5	6	7	8		
BIO-X KLEANZE 1:140 PT CCLV RIE 11 BSA 0.03% final concentration	B	0	4	0	0	0	0	0	0	0	0	0
	C	0	4	0	0	0	0	0	0	0	0	0
	D	0	4	0	0	0	0	0	0	0	0	0
	E	0	4	0	0	0	0	0	0	0	0	0
	F	0	4	0	0	0	0	0	0	0	0	0
	G	0	4	0	0	0	0	0	0	0	0	0
	Endpoint	0.0	100.0	0.0	0.0	0.0	0.0	0.0	0.0	0.0	0.0	0.0


Cell destruction: **VALID**  
 Log TCID50: **1.50**

Data verifica Approver (Approver verification date): 23/10/20

Sigla Tecnico e data (Technician signature and date): ZHORO EB

Sigla Approver e data (Approver signature and date): ZHORO EB  
 (Supervisor)

Revision: 2	Local reference: Mod. PS/MIC/112.E
© This document is copyright of Eurofins Scientific Group	Approved document in ETQ

	<b>Prova quantitativa in sospensione per la valutazione dell'attività virucida in area medica</b>  <i>(Quantitative suspension test for the evaluation of virucidal activity in the medical area)</i>  <b>Norma (Standard): EN14476:2013+A2:2019 / UNI EN 14476:2019</b>	Pagina (Page) 2 / 9  <b>EDR: 1-P-QM-TEM-9081579</b>

Data inizio (Started on): 30/09/20

Data fine sperimentazione (Experimentation finished on): 05/10/20

Rapporto No (Report No): STULV20AA3702-1

ID Campione (ID sample): LV-MAT-IJE2-20-192-0F48:a

**Citotossicità dopo filtrazione (Cytotoxicity after filtration)****PT CCLV RIE 11**

Condizioni testate (Test condition)	Replica	K-	Diluizione sostanza in esame (Test item dilution)								K-	
			1	2	3	4	5	6	7	8		
<b>BIO-X KLEANZE</b>  <b>1:80</b>  PT CCLV RIE 11  BSA 0.03% final concentration	<b>B</b>	0	4	0	0	0	0	0	0	0	0	0
	<b>C</b>	0	4	0	0	0	0	0	0	0	0	0
	<b>D</b>	0	4	0	0	0	0	0	0	0	0	0
	<b>E</b>	0	4	0	0	0	0	0	0	0	0	0
	<b>F</b>	0	4	0	0	0	0	0	0	0	0	0
	<b>G</b>	0	4	0	0	0	0	0	0	0	0	0
	<b>Endpoint</b>	0.0	100.0	0.0	0.0	0.0	0.0	0.0	0.0	0.0	0.0	0.0

Cell destruction: **VALID**  
Log TCID50: **1.50**

Condizioni testate (Test condition)	Replica	K-	Diluizione sostanza in esame (Test item dilution)								K-	
			1	2	3	4	5	6	7	8		
<b>BIO-X KLEANZE</b>  <b>1:100</b>  PT CCLV RIE 11  BSA 0.03% final concentration	<b>B</b>	0	4	0	0	0	0	0	0	0	0	0
	<b>C</b>	0	4	0	0	0	0	0	0	0	0	0
	<b>D</b>	0	4	0	0	0	0	0	0	0	0	0
	<b>E</b>	0	4	0	0	0	0	0	0	0	0	0
	<b>F</b>	0	4	0	0	0	0	0	0	0	0	0
	<b>G</b>	0	4	0	0	0	0	0	0	0	0	0
	<b>Endpoint</b>	0.0	100.0	0.0	0.0	0.0	0.0	0.0	0.0	0.0	0.0	0.0

Cell destruction: **VALID**  
Log TCID50: **1.50**


Condizioni testate (Test condition)	Replica	K-	Diluizione sostanza in esame (Test item dilution)								K-	
			1	2	3	4	5	6	7	8		
<b>BIO-X KLEANZE</b>  <b>1:140</b>  PT CCLV RIE 11  BSA 0.03% final concentration	<b>B</b>	0	4	0	0	0	0	0	0	0	0	0
	<b>C</b>	0	4	0	0	0	0	0	0	0	0	0
	<b>D</b>	0	4	0	0	0	0	0	0	0	0	0
	<b>E</b>	0	4	0	0	0	0	0	0	0	0	0
	<b>F</b>	0	4	0	0	0	0	0	0	0	0	0
	<b>G</b>	0	4	0	0	0	0	0	0	0	0	0
	<b>Endpoint</b>	0.0	100.0	0.0	0.0	0.0	0.0	0.0	0.0	0.0	0.0	0.0

Cell destruction: **VALID**  
Log TCID50: **1.50**

Data verifica Approver (Approver verification date): 23/10/20

Sigla Tecnico e data (Technician signature and date): 27/10/20 EBSigla Approver e data (Approver signature and date): 27/10/20 EI  
(Supervisor)

Revision: 2	Local reference: Mod. PS/MIC/112.E
© This document is copyright of Eurofins Scientific Group	Approved document in ETQ

	<b>Prova quantitativa in sospensione per la valutazione dell'attività virucida in area medica</b> <i>(Quantitative suspension test for the evaluation of virucidal activity in the medical area)</i>	Pagina (Page) 3 / 9
	<b>Norma (Standard): EN14476:2013+A2:2019 / UNI EN 14476:2019</b>	EDR: 1-P-QM-TEM-9081579

Data inizio (Started on): 30/09/20

Data fine sperimentazione (Experimentation finished on): 05/10/20

Rapporto No (Report No): STULV20AA3702-1

ID Campione (ID sample): LV-MAT-IJE2-20-192-0F48:a

**Betacoronavirus 1 (BCoV) RVB0020****Titolazione virus (Virus Titration)**

Condizioni testate (Test condition)	Replica	K-	Diluizione virus (Virus dilution)								K-
			1	2	3	4	5	6	7	8	
Betacoronavirus 1 (BCoV) RVB0020	B	0	4	4	4	3	3	2	0	0	0
	C	0	4	4	4	3	2	2	2	0	0
	D	0	4	4	4	3	3	2	2	0	0
	E	0	4	4	4	3	3	2	0	0	0
	F	0	4	4	4	3	3	2	0	0	0
	G	0	4	4	4	3	2	2	0	0	0
Endpoint	0.0	100.0	100.0	100.0	100.0	100.0	100.0	33.3	0.0	0.0	

Cell destruction:

VALID

Log TCID50: 6.83 ± 0.400

**Titolazione virale dopo filtrazione (Virus Titration after filtration)**

Condizioni testate (Test condition)	Replica	K-	Diluizione virus (Virus dilution)								K-
			1	2	3	4	5	6	7	8	
Betacoronavirus 1 (BCoV) RVB0020	B	0	4	4	4	3	2	1	0	0	0
	C	0	4	4	4	3	2	2	0	0	0
	D	0	4	4	4	3	2	2	0	0	0
	E	0	4	4	4	3	2	1	1	0	0
	F	0	4	4	3	3	2	1	0	0	0
	G	0	4	4	4	3	2	2	0	0	0
Endpoint	0.0	100.0	100.0	100.0	100.0	100.0	100.0	16.7	0.0	0.0	

Cell destruction:

VALID


Log TCID50: 6.67 ± 0.346

Reduction: 0.16 VALID

Data verifica Approver (Approver verification date): 23/10/20

Sigla Tecnico e data (Technician signature and date): 27/10/20 ERSigla Approver e data (Approver signature and date): 27/10/20 AT (supervisor)

Revision: 2	Local reference: Mod. PS/MIC/112.E
© This document is copyright of Eurofins Scientific Group	Approved document in ETQ

	<b>Prova quantitativa in sospensione per la valutazione dell'attività virucida in area medica</b>  <i>(Quantitative suspension test for the evaluation of virucidal activity in the medical area)</i>	Pagina (Page) 4 / 9
	<b>Norma (Standard): EN14476:2013+A2:2019 / UNI EN 14476:2019</b>	<b>EDR: 1-P-QM-TEM-9081579</b>

Data inizio (Started on): 30/09/20

Data fine sperimentazione (Experimentation finished on): 05/10/20

Rapporto No (Report No): STULV20AA3702-1

ID Campione (ID sample): LV-MAT-IJE2-20-192-0F48:a

**Controllo sensibilità al virus (Control of virus sensitivity)**  
**Betacoronavirus 1 (BCoV) RVB0020**

Condizioni testate (Test condition)	Replica	K-	Diluzione virus (Virus dilution)								K-
			1	2	3	4	5	6	7	8	
PBS	B	0	4	4	4	3	2	1	0	0	0
	C	0	4	4	4	3	2	1	0	0	0
	D	0	4	4	4	3	2	2	0	0	0
	E	0	4	4	4	3	2	1	0	0	0
	F	0	4	4	4	3	2	1	0	0	0
	G	0	4	4	4	3	2	0	0	0	0
	Endpoint	0.0	100.0	100.0	100.0	100.0	100.0	83.3	0.0	0.0	0.0

Cell destruction:

VALID

Log TCID50:

6.33

±

0.346

Condizioni testate (Test condition)	Replica	K-	Diluzione virus (Virus dilution)								K-
			1	2	3	4	5	6	7	8	
BIO-X KLEANZE 1:80 BSA 0.03% final concentration 60 min	B	0	4	4	4	3	2	0	0	0	0
	C	0	4	4	4	3	2	1	0	0	0
	D	0	4	4	4	3	2	0	0	0	0
	E	0	4	4	4	3	2	0	0	0	0
	F	0	4	4	4	3	2	0	0	0	0
	G	0	4	4	4	3	2	0	0	0	0
	Endpoint	0.0	100.0	100.0	100.0	100.0	100.0	16.7	0.0	0.0	0.0

Cell destruction:

VALID

Log TCID50:

5.67

±

0.346

Reduction:

0.66

VALID

Condizioni testate (Test condition)	Replica	K-	Diluzione virus (Virus dilution)								K-
			1	2	3	4	5	6	7	8	
BIO-X KLEANZE 1:100 BSA 0.03% final concentration 60 min	B	0	4	4	4	3	2	0	0	0	0
	C	0	4	4	4	3	2	1	0	0	0
	D	0	4	4	4	3	2	0	0	0	0
	E	0	4	4	4	3	2	1	0	0	0
	F	0	4	4	4	3	2	0	0	0	0
	G	0	4	4	4	3	2	0	0	0	0
	Endpoint	0.0	100.0	100.0	100.0	100.0	100.0	33.3	0.0	0.0	0.0

Cell destruction:

VALID

Log TCID50:

5.83

±

0.400

Reduction:

0.50

VALID

Condizioni testate (Test condition)	Replica	K-	Diluzione virus (Virus dilution)								K-
			1	2	3	4	5	6	7	8	
BIO-X KLEANZE 1:140 BSA 0.03% final concentration 60 min	B	0	4	4	4	3	2	0	0	0	0
	C	0	4	4	4	3	2	1	0	0	0
	D	0	4	4	4	3	2	1	0	0	0
	E	0	4	4	4	3	2	0	0	0	0
	F	0	4	4	4	3	2	1	0	0	0
	G	0	4	4	4	3	2	0	0	0	0
	Endpoint	0.0	100.0	100.0	100.0	100.0	100.0	50.0	0.0	0.0	0.0

Cell destruction:

VALID

Log TCID50:

6.00

±

0.447

Reduction:


0.33

VALID

Data verifica Approver (Approver verification date): 23/10/20

Sigla Tecnico e data (Technician signature and date): 27/10/20 EBSigla Approver e data (Approver signature and date): 27/10/20 JH  
(Supervisor)

Revision: 2	Local reference: Mod. PS/MIC/112.E
© This document is copyright of Eurofins Scientific Group	Approved document in ETQ

	<b>Prova quantitativa in sospensione per la valutazione dell'attività virucida in area medica</b> <i>(Quantitative suspension test for the evaluation of virucidal activity in the medical area)</i>	Pagina (Page) 5 / 9
	<b>Norma (Standard): EN14476:2013+A2:2019 / UNI EN 14476:2019</b>	EDR: 1-P-QM-TEM-9081579

Data inizio (Started on): 30/09/20

Data fine sperimentazione (Experimentation finished on): 05/10/20

Rapporto No (Report No): STULV20AA3702-1

ID Campione (ID sample): LV-MAT-IJE2-20-192-0F48:a

**Virus Control (Virus control)**

PT CCLV RIE 11

Betacoronavirus 1 (BCoV) RVB0020

Condizioni testate (Test condition)	Replica	K-	Diluizione virus (Virus dilution)							K-	
			2	3	4	5	6	7	8		9
<b>ACQUA (WATER)</b>  <b>BSA 0.03% final concentration</b>  <b>0 min</b>	B	0	4	4	3	2	2	0	0	0	0
	C	0	4	4	3	2	2	0	0	0	0
	D	0	4	4	3	2	2	0	0	0	0
	E	0	4	4	3	2	2	0	0	0	0
	F	0	4	4	3	2	2	0	0	0	0
	G	0	4	4	3	2	2	0	0	0	0
	Endpoint	0.0	100.0	100.0	100.0	100.0	100.0	0.0	0.0	0.0	0.0

Cell destruction: **VALID**Log TCID50: **6.50 ± 0.000**


Condizioni testate (Test condition)	Replica	K-	Diluizione virus (Virus dilution)							K-	
			2	3	4	5	6	7	8		9
<b>ACQUA (WATER)</b>  <b>BSA 0.03% final concentration</b>  <b>Maximum contact time tested</b>	B	0	4	4	3	2	2	0	0	0	0
	C	0	4	4	3	2	2	0	0	0	0
	D	0	4	4	3	2	2	0	0	0	0
	E	0	4	4	3	2	2	0	0	0	0
	F	0	4	4	3	2	2	0	0	0	0
	G	0	4	4	3	2	2	0	0	0	0
	Endpoint	0.0	100.0	100.0	100.0	100.0	100.0	0.0	0.0	0.0	0.0

Cell destruction: **VALID**Log TCID50: **6.50 ± 0.000**

Data verifica Approver (Approver verification date): 23/10/20

Sigla Tecnico e data (Technician signature and date): 27/10/20 ERSigla Approver e data (Approver signature and date): 27/10/20 ER  
(Superior)

Revision: 2	Local reference: Mod. PS/MIC/112.E
© This document is copyright of Eurofins Scientific Group	Approved document in ETQ

	Prova quantitativa in sospensione per la valutazione dell'attività virucida in area medica (Quantitative suspension test for the evaluation of virucidal activity in the medical area) Norma (Standard): EN14476:2013+A2:2019 / UNI EN 14476:2019	Pagina (Page) 6 / 9
		EDR: 1-P-QM-TEM-9081579

Data inizio (Started on): 30/09/20      Data fine sperimentazione (Experimentation finished on): 05/10/20  
 Rapporto No (Report No): STULV20AA3702-1      ID Campione (ID sample): LV-MAT-IJE2-20-192-0F48:a

**Controllo soppressione attività prodotto (Control of suppression of product's activity)**  
 PT CCLV RIE 11  
 Betacoronavirus 1 (BCoV) RVB0020

Condizioni testate (Test condition)	Replica	K-	Diluizione virus (Virus dilution)							K-	
			2	3	4	5	6	7	8		9
BIO-X KLEANZE 1:80 BSA 0.03% final concentration 0 min	B	0	4	4	3	2	0	0	0	0	0
	C	0	4	4	3	2	2	0	0	0	0
	D	0	4	4	3	2	2	0	0	0	0
	E	0	4	4	3	2	2	0	0	0	0
	F	0	4	3	3	2	2	0	0	0	0
	G	0	4	4	3	2	2	0	0	0	0
	Endpoint	0.0	100.0	100.0	100.0	100.0	83.3	0.0	0.0	0.0	0.0
			Cell destruction: <b>VALID</b>								
			Log TCID50: <b>6.33</b>				± <b>0.346</b>				
			Reduction: <b>0.34</b>				<b>VALID</b>				

Condizioni testate (Test condition)	Replica	K-	Diluizione virus (Virus dilution)							K-	
			2	3	4	5	6	7	8		9
BIO-X KLEANZE 1:100 BSA 0.03% final concentration 0 min	B	0	4	4	3	2	1	0	0	0	0
	C	0	4	4	3	2	2	0	0	0	0
	D	0	4	4	2	2	2	0	0	0	0
	E	0	4	4	3	2	2	0	0	0	0
	F	0	4	4	3	2	2	0	0	0	0
	G	0	4	4	3	2	2	0	0	0	0
	Endpoint	0.0	100.0	100.0	100.0	100.0	100.0	0.0	0.0	0.0	0.0
			Cell destruction: <b>VALID</b>								
			Log TCID50: <b>6.50</b>				± <b>0.000</b>				
			Reduction: <b>0.17</b>				<b>VALID</b>				


Condizioni testate (Test condition)	Replica	K-	Diluizione virus (Virus dilution)							K-	
			2	3	4	5	6	7	8		9
BIO-X KLEANZE 1:140 BSA 0.03% final concentration 0 min	B	0	4	4	3	2	2	0	0	0	0
	C	0	4	4	3	2	2	0	0	0	0
	D	0	4	4	3	2	2	0	0	0	0
	E	0	4	4	3	2	2	0	0	0	0
	F	0	4	4	3	2	2	0	0	0	0
	G	0	4	4	3	2	2	0	0	0	0
	Endpoint	0.0	100.0	100.0	100.0	100.0	100.0	0.0	0.0	0.0	0.0
			Cell destruction: <b>VALID</b>								
			Log TCID50: <b>6.50</b>				± <b>0.000</b>				
			Reduction: <b>0.17</b>				<b>VALID</b>				

Data verifica Approver (Approver verification date): 23/10/20

Sigla Tecnico e data (Technician signature and date): 27/10/20 EB

Sigla Approver e data (Approver signature and date): 27/10/20 [Signature]  
 (Supervisor)

Revision: 2	Local reference: Mod. PS/MIC/112.E
© This document is copyright of Eurofins Scientific Group	Approved document in ETQ

	Prova quantitativa in sospensione per la valutazione dell'attività virucida in area medica (Quantitative suspension test for the evaluation of virucidal activity in the medical area)	Pagina (Page) 7 / 9
	Norma (Standard): EN14476:2013+A2:2019 / UNI EN 14476:2019	EDR: 1-P-QM-TEM-9081579

Data inizio (Started on): 30/09/20

Data fine sperimentazione (Experimentation finished on): 05/10/20

Rapporto No (Report No): STULV20AA3702-1

ID Campione (ID sample): LV-MAT-IJE2-20-192-0F48:a

## Procedura test (Test procedure)

PT CCLV RIE 11

Betacoronavirus 1 (BCoV) RVB0020

Condizioni testate (Test condition)	Replica	K-	Diluizione virus (Virus dilution)							K-	
			2	3	4	5	6	7	8		9
<b>BIO-X KLEANZE</b> 1:80 BSA 0.03% final concentration 2 min	B	0	4	0	0	0	0	0	0	0	0
	C	0	4	0	0	0	0	0	0	0	0
	D	0	4	0	0	0	0	0	0	0	0
	E	0	4	0	0	0	0	0	0	0	0
	F	0	4	0	0	0	0	0	0	0	0
	G	0	4	0	0	0	0	0	0	0	0
	Endpoint	0.0	100.0	0.0	0.0	0.0	0.0	0.0	0.0	0.0	0.0

Cell destruction: **VALID**

Log TCID50: 2.50 ± 0.000

Log reduction: **4.00** ± **0.000**

Condizioni testate (Test condition)	Replica	K-	Diluizione virus (Virus dilution)							K-	
			2	3	4	5	6	7	8		9
<b>BIO-X KLEANZE</b> 1:100 BSA 0.03% final concentration 2 min	B	0	4	2	0	0	0	0	0	0	0
	C	0	4	2	0	0	0	0	0	0	0
	D	0	4	2	0	0	0	0	0	0	0
	E	0	4	2	0	0	0	0	0	0	0
	F	0	4	2	0	0	0	0	0	0	0
	G	0	4	2	0	0	0	0	0	0	0
	Endpoint	0.0	100.0	100.0	0.0	0.0	0.0	0.0	0.0	0.0	0.0

Cell destruction: **VALID**

Log TCID50: 3.50 ± 0.000

Log reduction: **3.00** ± **0.000**

Condizioni testate (Test condition)	Replica	K-	Diluizione virus (Virus dilution)							K-
			2	3	4	5	6	7	8	
<b>BIO-X KLEANZE</b> 1:140 BSA 0.03% final concentration 2 min	B	0	4	3	0	0	0	0	0	0
	C	0	4	3	2	0	0	0	0	0
	D	0	4	3	2	0	0	0	0	0
	E	0	4	3	0	0	0	0	0	0
	F	0	4	3	2	0	0	0	0	0
	G	0	4	3	0	0	0	0	0	0
	Endpoint	0.0	100.0	100.0	50.0	0.0	0.0	0.0	0.0	0.0

Cell destruction: **VALID**


Log TCID50: 4.00 ± 0.447

Log reduction: **2.50** ± **0.224**

Data verifica Approver (Approver verification date): 23/10/20

Sigla Tecnico e data (Technician signature and date): 27/10/20 ERSigla Approver e data (Approver signature and date): 27/10/20 JH  
(Supervisor)

Revision: 2	Local reference: Mod. PS/MIC/112.E
© This document is copyright of Eurofins Scientific Group	Approved document in ETQ

	<b>Prova quantitativa in sospensione per la valutazione dell'attività virucida in area medica</b> <i>(Quantitative suspension test for the evaluation of virucidal activity in the medical area)</i> <b>Norma (Standard): EN14476:2013+A2:2019 / UNI EN 14476:2019</b>	Pagina (Page) 8 / 9  <b>EDR: 1-P-QM-TEM-9081579</b>

Data inizio (Started on): 30/09/20

Data fine sperimentazione (Experimentation finished on): 05/10/20

Rapporto No (Report No): STULV20AA3702-1

ID Campione (ID sample): LV-MAT-IJE2-20-192-0F48:a

**Result summary**


**Attività virucida (Virucidal activity)**  
**Betacoronavirus 1 (BCoV) RVB0020**

Prodotto (Product)	<b>BIO-X KLEANZE</b>	
Sostanza interferente (Interfering substance)	<b>BSA 0.03% final concentration</b>	
Tempo di contatto (Contact time)	2 min	
Concentrazione (Concentration)	<b>Riduzione Log (Log Reduction)</b>	<b>Status</b>
1:80	4 ± 0	PASS
1:100	3 ± 0	FAIL
1:140	2.5 ± 0.22	FAIL

Data verifica Approver (Approver verification date): 23/10/20

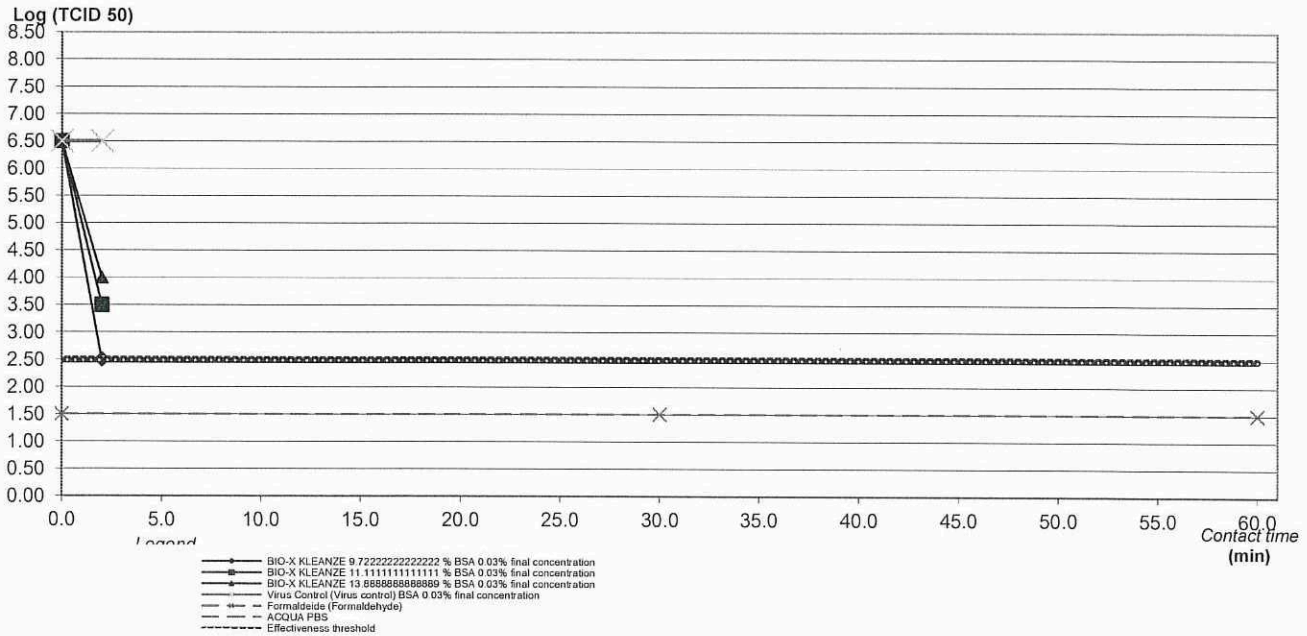
Sigla Approver e data (Approver signature and date): 27/10/20  
(superior)

Revision: 2	Local reference: Mod. PS/MIC/112.E
© This document is copyright of Eurofins Scientific Group	Approved document in ETQ

	Prova quantitativa in sospensione per la valutazione dell'attività virucida in area medica (Quantitative suspension test for the evaluation of virucidal activity in the medical area) Norma (Standard): EN14476:2013+A2:2019 / UNI EN 14476:2019	Pagina (Page) 9 / 9
		EDR: 1-P-QM-TEM-9081579

Data inizio (Started on): 30/09/20      Data fine sperimentazione (Experimentation finished on): 05/10/20  
 Rapporto No (Report No): STULV20AA3702-1      ID Campione (ID sample): LV-MAT-IJE2-20-192-0F48:a

**Presentazione grafica del saggio (Graphic presentation of test)**  
**Betacoronavirus 1 (BCoV) RVB0020**



Data verifica Approver (Approver verification date): 23/10/20

Sigla Approver e data (Approver signature and date): 27/10/20 DJ  
 (signature)

Revision: 2	Local reference: Mod. PS/MIC/112.E
© This document is copyright of Eurofins Scientific Group	Approved document in ETQ